

Quer durch die 4. Klasse

Englisch



*gemeinsam
wachsen lernen*

hauschkaverlag

Contents	Inhaltsverzeichnis	Seite
Colours	Farben	1
Numbers	Zahlen	2 - 4
Clothes	Kleidung	5
Days and months	Tage und Monate	6 - 7
Family and pets	Familie und Haustiere	8 - 9
Farm animals	Bauernhoftiere	10
At home	Zu Hause	11 - 14
Prepositions	Präpositionen	15 - 18
Jobs	Berufe	19 - 20
Pronouns	Pronomen/Fürwörter	21 - 22
Hobbies	Hobbys	23 - 25
Time	Uhrzeiten	26 - 31
Food and drinks	Essen und Getränke	32 - 39
Dishes and cutlery	Geschirr und Besteck	40
Shopping	Einkaufen	41 - 46
Vehicles	Fahrzeuge	47 - 49
At the station	Am Bahnhof	50
Finding the way	Den Weg finden	51 - 53
Wild animals	Wilde Tiere	54 - 61
In nature	In der Natur	62 - 63
Sightseeing	Besichtigung	64 - 66
Flags and countries	Fahnen und Länder	67 - 69
Final training	Endspurt	70 - 72
Lösungen		73 - 80

► What colour is it?

green – yellow – red – orange – brown –
blue – purple – pink – grey – black – white

The football is w _____ **i**

and _____.

The teddy bear is _____.

The pullover is _____.

The dress is _____.

The jeans are _____.


The gloves are _____.

The tree is _____.

The rose is _____.

The banana is _____.

The cat is _____.

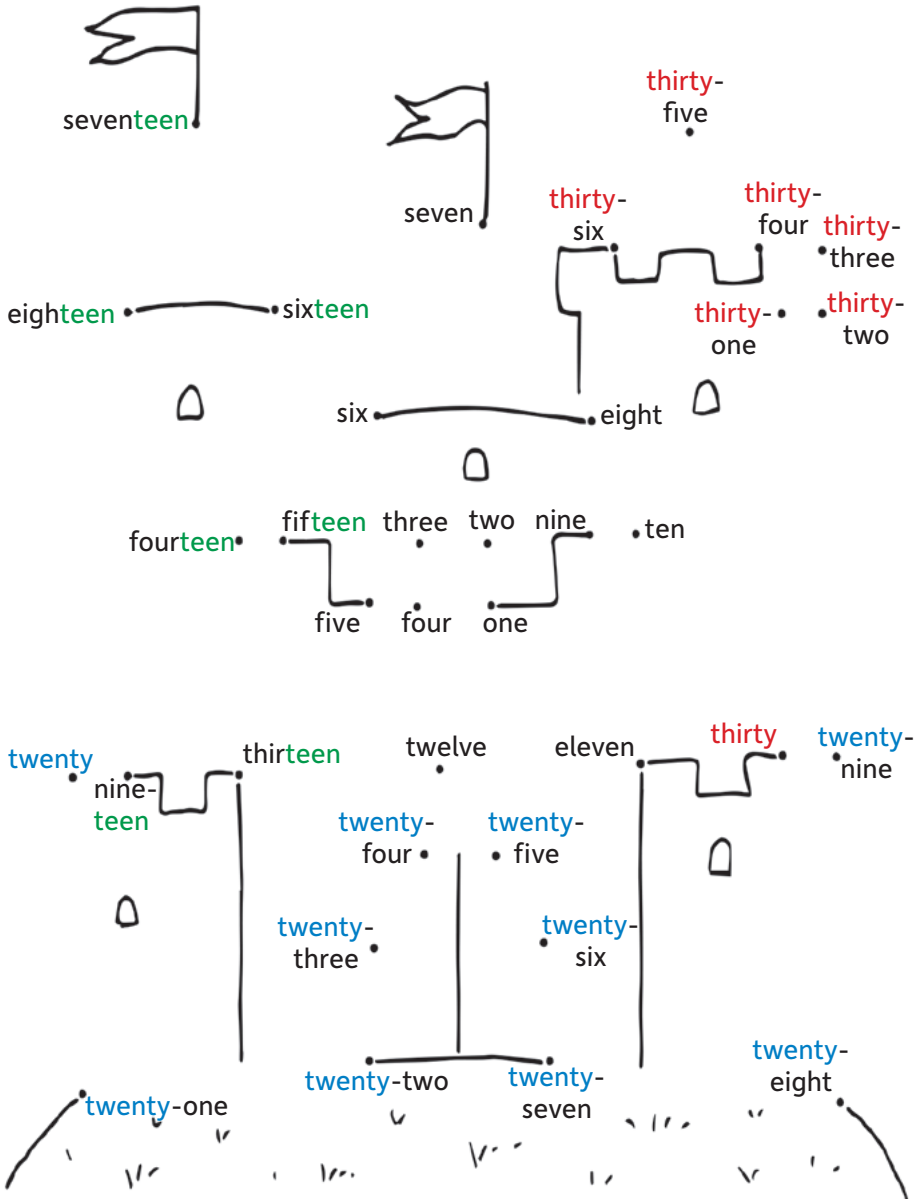


► Connect the numbers from one to thirty-six (1 to 36).


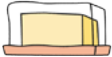


Tipp: thirteen = 13
fourteen = 14
fifteen = 15 ...

twenty = 20
twenty-one = 21
twenty-two = 22 ...

thirty = 30
thirty-one = 31
thirty-two = 32 ...



► Wordsearch: food and drinks. Find the words and circle them. – Finde die Wörter und kreise sie ein!

	S	A	N	D	W	I	C	H	E	G	G	
	C	U	C	U	M	B	E	R	H	A	M	
	B	R	E	A	D	B	U	T	T	E	R	
	M	I	L	K	S	A	U	S	A	G	E	
	P	I	Z	Z	A	S	A	R	O	L	L	
	B	E	A	N	S	L	T	S	O	U	P	
	T	O	A	S	T	P	E	F	I	S	H	
	P	A	S	T	A	P	P	C	A	K	E	
	S	A	L	A	D	E	R	P	E	A	S	
	J	U	I	C	E	T	O	M	A	T	O	
	C	H	E	E	S	E	W	A	T	E	R	

► Ten letters are left over. –
Zehn Buchstaben bleiben übrig.

Lösung: _____ and _____



► Recipe for three strawberry and banana milk shakes –
Rezept für drei Erdbeer-Banane-Milchshakes

You need:



1 banana



15 strawberries



300 ml milk



a blender



a chopping board




a good knife



3 glasses

1 Wash the strawberries and peel  the banana.

2 Cut off  the green part of the strawberries.

3 Cut  the strawberries and the banana into pieces.

4 Put the fruit and milk into the blender.

5 Blend for 30 seconds.

6 Pour the milk shake into glasses.



Enjoy your drink!

► Crossword: where is it? – Woher ist das Foto?

Buckingham Palace – Big Ben – Tower –
Tower Bridge – underground – London Eye

The crossword puzzle grid is composed of white squares for letters and grey squares for empty space. The clues are as follows:

- 1**: Down, starting from the top of the second column. Clue: Tower Bridge.
- 2**: Right, starting from the second row of the sixth column. Clue: Buckingham Palace.
- 3**: Right, starting from the first row of the first column. Clue: Big Ben.
- 4**: Right, starting from the first row of the fourth column. Clue: London Underground.
- 5**: Down, starting from the fifth row of the first column. Clue: London Eye.

Additional images include a photo of a London Underground sign with 'PADDINGTON' written on it, and a photo of two police officers in high-visibility vests walking on a street.

Spitzname für englischen Polizist:

1	2	3	4	5
---	---	---	---	---

Üben und lernen mit weiteren Titeln aus dem Hauschka Verlag:



Für die 4./5. Klasse

Quellenverzeichnis:

Helena Heiß:

S. 65 London Eye, Big Ben, Tower Bridge,
Paddington © Heiß

fotolia.com:

S. 5 Hund im Regen © Sabine Schönfeld

S. 12 Wooden chair © kithane
Double bed © Andrey Bandurenko
Makeup mirror © mayura_ben
carpet © izzetugutmen

S. 25 Closeup legs in a circle © kikovic

S. 39 Strawberry and banana milkshakes © baibazv

S. 47 Classic black British taxi © 2dmolier
Taxi_02 © tourne

S. 54 Close-up of Grevy zebra head © Nick Dale
Hippo in Chobe National Park © Alessandro
Spectacled Caiman Colombia © KarlHeinz
close up asia elephant eye © Soonthorn

Rothschild's giraffe © Michael Meijer
Close-up of Siberian Tiger © Lukassek
close up face of a male chimpanzee. © ABIR
Panda head from side view. © Viliam
Portrait de lion © Christian Musat
beautiful portrait of viper © taviphoto

S. 60 portrait red-tailed green rat snake © vladislav

S. 65 palace guard © Jaroslaw Grudzinski
Two British Police Constables © wazymodo
Tower of London © Tupungato

S. 66 Eiffelturm in Paris, Frankreich © eyetronic
istockphoto.de

S. 66 Brandenburger Tor © code6d
Statue of Liberty © katy_89
Schiefer Turm © ArTo

Hauschka Übungsblöcke, Block 674

© 2020 Hauschka Verlag

Lilienthalstr. 1, 82178 Puchheim

Telefon +49 89 8940667-0

Fax +49 89 8940667-69

E-Mail: info@hauschkaverlag.de

www.hauschkaverlag.de

Verfasserin: Helena Heiß, München

Lektorat: Agnes Spiecker, Freising

Illustrationen: Mascha Greune, München;
Sabine Dengl, München; Gisela Specht, Weßling

Gestaltung und Layout: Sina Weiß, München

Druck: PASSAVIA Druckservice GmbH & Co. KG, Passau

Printed in Germany. Alle Rechte vorbehalten.


ISBN 978-3-88100-674-3



Quer durch die 4. Klasse

Englisch

- spielerischer Umgang mit der Fremdsprache
- abwechslungsreiche und kindgerechte Übungen
- gut geeignet zur Wiederholung in den Ferien und zur Vorbereitung auf die 5. Klasse
- ideal für zuhause und unterwegs
- mit Lösungen



Noch mehr Titel unter
www.hauschkaverlag.de

ISBN 978-3-88100-674-3



9 783881 006743

[D] € 7,90
[A] € 8,10